



汽车起重机  
**Toplift 055G**  
**特力 055G**

数据表 (公制)

# Toplift 055G 特力 055G

**PRELIMINARY**  
暂定版



**WORKS FOR YOU.™**

## Key · 关键词汇

.....	3
-------	---

## Dimensions and Specifications · 技术参数

Crane Dimensions · 起重机外形尺寸 .....	4
Specifications · 规格参数 .....	5
Range Diagram · 起升高度 .....	6

## Load Charts · 起重量表

.....	7
-------	---

























## Technical Descriptions · 技术描述

Lifting Capacity · 起重量 .....	9
Boom and Components · 主臂和零件 .....	9
Jib · 副臂 .....	9
Winch Performance · 起升机构工作速度 .....	10
Crane Boom Function Speeds · 起重臂工作速度 .....	10
Outrigger Function Speeds · 支腿工作速度 .....	10
Outrigger Controls · 支腿操纵 .....	10
Engine and Transmission · 发动机和变速箱 .....	11
Hydraulics · 液压系统 .....	12
Chassis and Components · 底盘及其部件 .....	12
Driver Cab · 驾驶室 .....	13
Operator Cab · 操纵室 .....	13



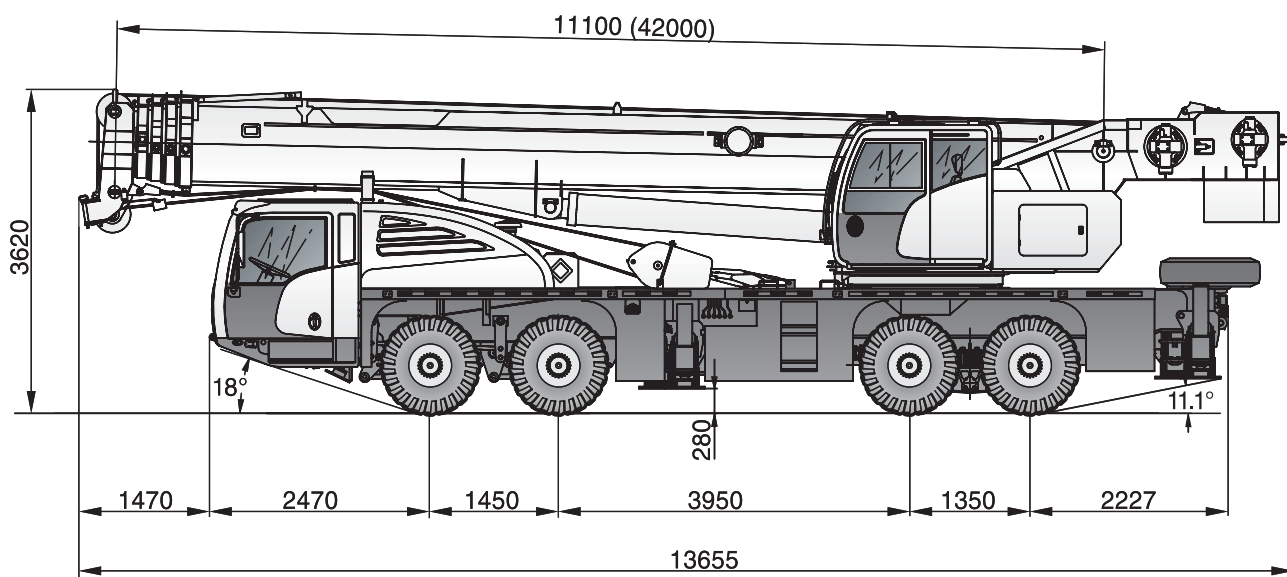
# KEY · 关键词汇

**Toplift 055G**  
**特力 055G**

	Counterweight 配重		Main hoist 主起升机构
	Outrigger 支腿		Auxiliary hoist 副起升机构
	Radius 作业半径		Hoist speed 起升速度
	Main boom 主臂		Cab 驾驶室
	Boom length 吊臂长度		Engine 发动机
	Boom with extension 副臂		Steering 转向
	Boom angle 吊臂角度		Travel speed 行驶速度
	Tip height 臂尖高度		Hydraulics 液压装置
	Hook block 吊钩总成		Transmission 变速箱
	Slewing / Allowable swinging range 回转/回转范围		Load limiter / Load indicator 力矩限制器
	Working speeds 作业速度		Air conditioning / Cab heating 空调/取暖器
	Working temperature 作业温度		Gradeability – road 爬坡度 – 公路

# CRANE DIMENSIONS 起重机外形尺寸

**Toplift 055G**  
**特力 055G**



**TEREX®**



# SPECIFICATIONS

## 规格参数

**Toplift 055G**  
**特力 055G**

### Crane Weights · 起重机总重量

Gross vehicle weight (GVW) · 车辆总重量 (GVW) 42,000 kg

### Axle Loads · 桥负荷

Steering axles (axle 1 and 2) · 转向桥 (桥 1 和 2) 16,200 kg

Drive axles (axle 3 and 4) · 驱动桥 (桥 3 和 4) 25,800 kg

### Ground Clearances · 通过性参数

Minimum ground clearance · 最小离地间隙 280 mm

Ramp angle · 纵向通过角 18.0°

Approach angle · 接近角 17.5°

Departure angle · 离去角 11.1°

### Wheel Base · 轴距

Distance between axle 1 and 2 · 桥 1 和 2 之间的距离 1,450 mm

Distance between axle 2 and 3 · 桥 2 和 3 之间的距离 3,950 mm

Distance between axle 3 and 4 · 桥 3 和 4 之间的距离 1,350 mm

### Wheel Track · 轮距

Axle 1 and 2 · 桥 1 和 2 2,280 mm

Axle 3 and 4 · 桥 3 和 4 2,056 mm

### Outrigger Dimensions · 支腿跨距

Longitudinal span · 纵向跨距 5.8 m

Transverse span · 横向跨距 7.2 m

### Outrigger Forces · 支腿反力

Maximum counterforce · 最大支反力 493.77 kN

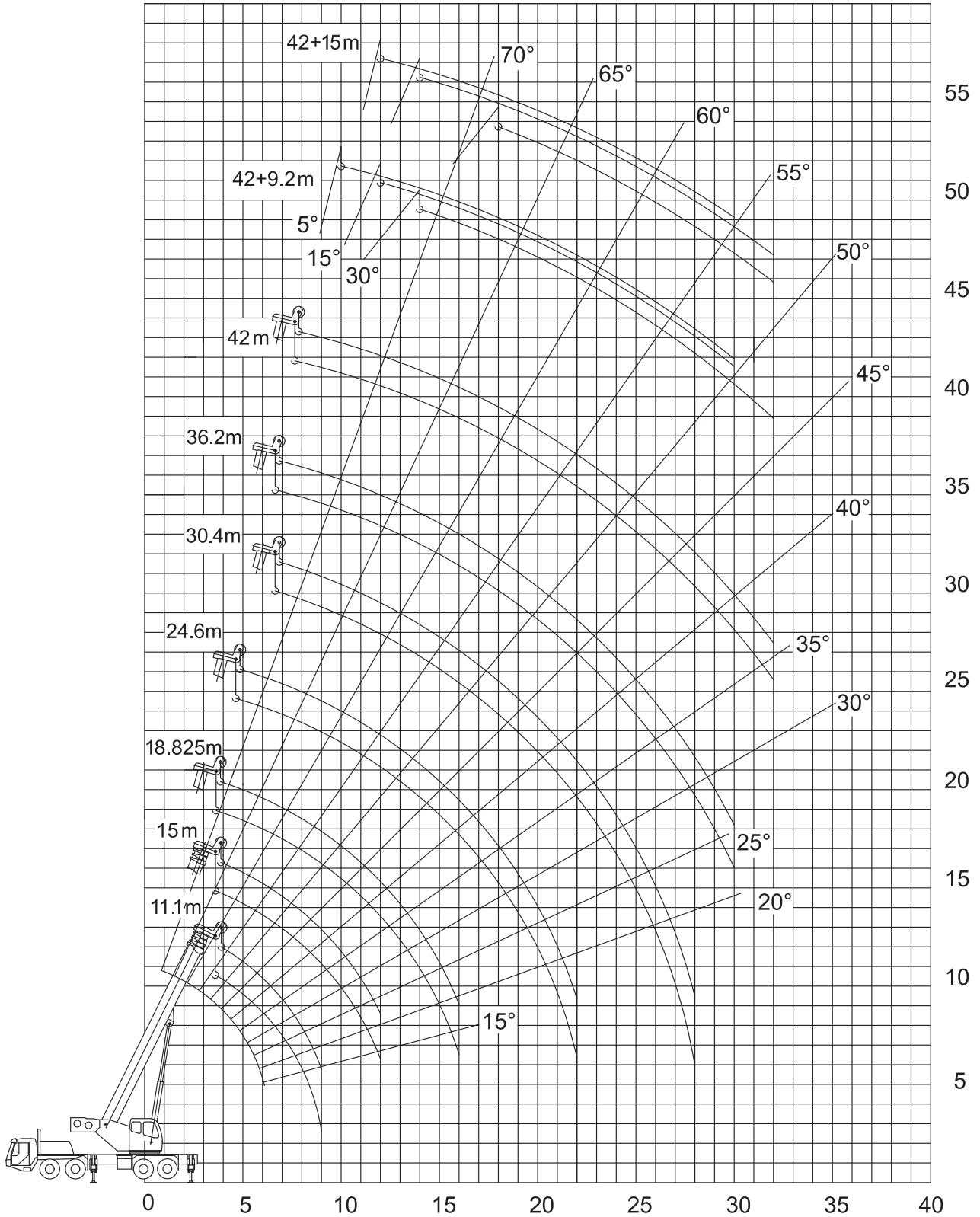
### Overall Dimensions · 外形尺寸

(Length x Width x Height) · (长 x 宽 x 高) 13.655 m x 2.80 m x 3.62 m

# RANGE DIAGRAM

## 起升高度

Toplift 055G  
特力 055G



**TEREX**



# LOAD CHARTS

## 起重量表

**Toplift 055G**  
**特力 055G**

Fully extended · 支腿全伸 (100%)		360°						
	11.1 m	15.0 m	18.825 m	24.6 m	30.4 m	36.2 m	42.0 m	
m								m
kg								
3	55000	40000	32000	-	-	-	-	3
3,5	50500	40000	32000	-	-	-	-	3,5
4	44500	40000	32000	24000	-	-	-	4
5	36000	33000	29000	21800	16000	-	-	5
6	29000	27500	25700	19500	16000	12400	-	6
7	24000	23500	23000	17500	14600	12400	9000	7
8	20300	19700	19400	15800	13300	11800	9000	8
9	15800	15300	15000	14300	12200	10900	9000	9
10	-	12200	12000	13000	11200	10000	9000	10
11	-	9900	9700	10700	10300	9200	8300	11
12	-	8200	8000	9000	9700	8500	7800	12
14	-	-	5500	6500	7150	7500	6800	14
16	-	-	3800	4800	5400	5750	6000	16
18	-	-	-	3550	4150	4500	4750	18
20	-	-	-	2600	3200	3500	3750	20
22	-	-	-	1850	2400	2750	3000	22
24	-	-	-	-	1800	2100	2350	24
26	-	-	-	-	1300	1600	1850	26
28	-	-	-	-	850	1200	1450	28
30	-	-	-	-	-	850	1050	30
32	-	-	-	-	-	-	750	32
Parts of Line 倍率	12	10	8	6	4	4	3	Parts of Line 倍率
min.	0°	0°	0°	0°	0°	29°	37°	min.

## Notes · 说明

The values in table are rated lifting capacities of crane on solid ground and in a level state. The working radius in the table are actual radius after load lifting.

While lifting with boom length of 11 m each section must be fully retracted.

The tabulated load ratings includes weight of hooks, main hook is 543 kg and auxiliary hook is 102 kg. While the jib is in extension state, the rated load capacity lifted by main boom must be reduced by 1500 kg.

When the main hook is at the head of main boom: lifting with jib, the lifting capacities of jib must be reduced by 543 kg; When working with head pulley, the rated lifting capacities at each section must be reduced by 543 kg, but max. lifting capacities is 4000 kg; Using main hook when auxiliary hook at the head of pulley of the boom tip, the rated lifting weight of each part of lifting boom should be reduced by 100 kg.

When the fifth outrigger is not in use, no lifting in front of 120° range. On the fifth outrigger, according to the tabulated rated lifting capacities in 360° range.

If the boom length exceeds the specified values, comparing it's capacities with the next longer one's, the load to the lift will be within the smaller one's.

The bottom column in the table lists all min. boom angle of elevation in various boom length elevating the boom below the corresponding min. angle of elevation is strictly forbidden.

表中给定数值是在地面坚实，整机调平状态下，起重机的额定起重量，表中的工作幅度是指吊载后的实际幅度。

起重机的额臂长11m吊载时，各节臂应处于完全缩回状态。

表中额定起重量包括吊钩重量，主钩重543kg，副钩重102kg，若副臂处于展开状态，主臂起吊的重量还应减去1500kg。

当主钩在主臂头部时，使用副臂吊载的额定起重量应减去543kg；使用臂尖滑轮吊载的各臂段额定起重量应减去543kg，但最大起重量为4000kg。若副起重钩在臂端单滑轮上时，使用主起重钩吊载的各臂段额定起重量应减去100kg。

未使用第五支腿时，前方120°范围不允许吊载。使用第五支腿时，可按表360°吊载作业。

如果臂长超过表中某一栏规定数值时，应把该栏数值与比它更长一级臂长的数值相比较，按照其中较小的额定起重量进行作业。

表中最底栏列出各种臂长时的主臂最小仰角，严禁将起重臂变幅到所对应的最小仰角以下。

# LOAD CHARTS

## 起重量表

**Toplift 055G**  
**特力 055G**

Fully extended · 支腿全伸 (100%)				360°			
42 m + 9.2 m				42 m + 15 m			
	5°	15°	30°	5°	15°	30°	
m	kg			kg			m
10	4000	-	-	-	-	-	10
11	3800	-	-	-	-	-	11
12	3600	2600	-	2400	-	-	12
14	3400	2400	2400	2300	1500	-	14
16	2900	2300	2300	2000	1400	-	16
18	2700	2100	2200	1800	1300	1100	18
20	2300	2000	2100	1600	1200	1000	20
22	2100	1800	2000	1500	1100	1000	22
24	1800	1700	1800	1400	1000	950	24
26	1400	1500	1600	1300	1000	900	26
28	900	1000	1300	1100	900	900	28
30	600	700	850	950	800	850	30
32	-	-	500	-	750	850	32
Parts of Line 倍率	1	1	1	1	1	1	Parts of Line 倍率
min.	51°	51°	51°	56°	56°	56°	min.

## Notes · 说明

The values in table are rated lifting capacities of crane on solid ground and in a level state. The working radius in the table are actual radius after load lifting.

While lifting with boom length of 11 m each section must be fully retracted.

The tabulated load ratings includes weight of hooks, main hook is 543 kg and auxiliary hook is 102 kg. While the jib is in extension state, the rated load capacity lifted by main boom must be reduced by 1500 kg.

When the main hook is at the head of main boom: lifting with jib, the lifting capacities of jib must be reduced by 543 kg; When working with head pulley, the rated lifting capacities at each section must be reduced by 543 kg, but max. lifting capacities is 4000 kg; Using main hook when auxiliary hook at the head of pulley of the boom tip, the rated lifting weight of each part of lifting boom should be reduced by 100 kg.

When the fifth outrigger is not in use, no lifting in front of 120° range. On the fifth outrigger, according to the tabulated rated lifting capacities in 360° range.

If the boom length exceeds the specified values, comparing it's capacities with the next longer one's, the load to the lift will be within the smaller one's.

The bottom column in the table lists all min. boom angle of elevation in various boom length elevating the boom below the corresponding min. angle of elevation is strictly forbidden.

表中给定数值是在地面坚实，整机调平状态下，起重机的额定起重量，表中的工作幅度是指吊载后的实际幅度。

起重机的额臂长11m吊载时，各节臂应处于完全缩回状态。

表中额定起重量包括吊钩重量，主钩重543kg，副钩重102kg，若副臂处于展开状态，主臂起吊的重量还应减去1500kg。

当主钩在主臂头部时，使用副臂吊载的额定起重量应减去543kg；使用臂尖滑轮吊载的各臂段额定起重量应减去543kg，但最大起重量为4000kg。若副起重钩在臂端单滑轮上时，使用主起重钩吊载的各臂段额定起重量应减去100kg。

未使用第五支腿时，前方120°范围不允许吊载。使用第五支腿时，可按表360°吊载作业。

如果臂长超过表中某一栏规定数值时，应把该栏数值与比它更长一级臂长的数值相比较，按照其中较小的额定起重量进行作业。

表中最底栏列出各种臂长时的主臂最小仰角，严禁将起重臂变幅到所对应的最小仰角以下。




# TECHNICAL DESCRIPTIONS

## 技术描述

**Toplift 055G**  
**特力 055G**



### Lifting Capacity · 起重量

	Maximum rated capacity for main hook 主钩额定起重量	55 t
	Maximum rated capacity for auxiliary hook 副钩额定起重量	4 t
	Maximum load moment 最大起重力矩	1764 kN.m

### Boom and Components · 主臂和零件

	Profile 截面形状	Decagonal 十边形
	Number of sections 节数	5
	Base boom length 基本臂长度	11.1 m
	Base boom maximum lift height 基本臂最大起升高度	11.06 m
	Base boom maximum working radius 基本臂最大作业半径	9 m
	Fully extended boom length 全伸臂长度	42 m
	Fully extended boom maximum lift height 全伸臂最大起升高度	42.14 m
		Fully extended boom maximum working radius 全伸臂最大作业半径

### Jib · 副臂





	Fully extended boom and jib length 全伸臂和副臂的长度	57 m
	Fully extended boom maximum lift height with jib 安装副臂最大起升高度	56.60 m
	Fully extended boom maximum working radius with jib 安装副臂最大作业半径	32 m
	Slewing speed 回转速度	1.77 rpm

# TECHNICAL DESCRIPTIONS

## 技术描述

**Toplift 055G**  
**特力 055G**



### Winch Performance · 起升机构工作速度

	 Main hoist – 3rd layer – single rope speed 主卷扬 - 第三层 - 单绳速度	0-110 m/min
	 Auxiliary hoist – 3rd layer – single rope speed 副卷扬 - 第三层 - 单绳速度	0-110 m/min



### Crane Boom Function Speeds · 起重臂工作速度

	Elevation – up 起臂	55 sec
	Elevation – down 落臂	70 sec
	Full extension 全伸	100 sec
	Full retract 全缩	88 sec

### Outrigger Function Speeds · 支腿工作速度

	 Simultaneous full extension 同步伸出	60 sec
	Simultaneous full retract 同步收缩	45 sec

### Outrigger Controls · 支腿操纵

	Dual outrigger controls – LH and RH side 支腿操纵 - 左侧和右侧	Dual control 两侧操纵
	Ambient working temperature 作业温度	-20 °C – +40 °C



**TEREX**®



# TECHNICAL DESCRIPTIONS

## 技术描述

**Toplift 055G**  
**特力 055G**

### Engine and Transmission · 发动机和变速箱

	Chassis Engine: 底盘发动机:	
	Weichai power 潍柴动力	WP10.336E40
	Emission compliance 排放标准	National Exhaust Standard IV 国家排放标准 IV
	Number of cylinders 缸数	6
	Aspiration 进气	Turbocharged 涡轮增压
	Rated power 额定功率	247 kW @ 1900 rpm
	Maximum torque 最大扭矩	1500 Nm @ 1300 – 1600 rpm
	Estimated fuel consumption per 100 km 100 km 油耗	49 L
	Fuel type 燃油类型	Diesel 柴油
	Fuel tank capacity 燃油箱容积	350 L
	Lowest start temperature 最低启动温度	-30 °C
	Manual gearbox with ZF style air-boosted shifting ZF 技术气动助力式手动变速箱	Manual air-boosted shift 气动助力式手动变速

# TECHNICAL DESCRIPTIONS

## 技术描述

**Toplift 055G**  
**特力 055G**

### Hydraulics · 液压装置

<b>HYDR</b>	Load sensing hydraulic system 负荷感应液压系统	Fixed pump system 定量泵系统
	Combined system with dual pump 带有双泵的组合系统	Double pump 双泵
	Hydraulic controls: 液压控制: Pilot actuated multi-axis joystick controls 先导控制多轴操纵杆控制	Pilot joystick 先导手柄

### Chassis and Components · 底盘及其部件

	Axle drive system 桥驱动系统	8 x 4
	Fifth outrigger for 360° boom operation 360° 作业的第五支腿	Fifth outrigger 第五支腿
	Minimum turning radius 最小转弯半径	12 m
	Maximum gradeability 最大爬坡度	40 %
	Maximum traveling speed 最高行驶速度	77 km/h



**TEREX**®



# TECHNICAL DESCRIPTIONS

## 技术描述

**Toplift 055G**  
**特力 055G**

### Driver Cab · 驾驶室



Adjustable driver seat  
可调式司机座椅

Adjustable steering wheel  
可调式方向盘



Airconditioner and heater  
空调和加热装置

### Operator Cab · 操纵室



Adjustable seat  
可调式座椅



Load moment limiter display  
载荷力矩限制装置的显示



Airconditioner and heater  
空调和加热装置





[www.terexcranes.com](http://www.terexcranes.com)

Effective Date: October 2011. Product specifications and prices are subject to change without notice or obligation. The photographs and/or drawings in this document are for illustrative purposes only. Refer to the appropriate Operator's Manual for instructions on the proper use of this equipment. Failure to follow the appropriate Operator's Manual when using our equipment or to otherwise act irresponsibly may result in serious injury or death. The only warranty applicable to our equipment is the standard written warranty applicable to the particular product and sale and Terex makes no other warranty, express or implied. Products and services listed may be trademarks, service marks or trade-names of Terex Corporation and/or its subsidiaries in the USA and other countries. All rights are reserved. Terex® is a registered trademark of Terex Corporation in the USA and many other countries. Copyright 2011 Terex Corporation.

生效日期：2011年10月。产品技术参数和价格如有更改，恕不另行通知。本文档中的图片和/或图纸仅作参考用途。有关正确使用本设备的说明，请参阅合适的操作手册。如果在使用本设备时，未按照操作手册正确操作，可导致严重的人身伤害或死亡。适用于我们设备的唯一保证是适用于特别产品和销售的标准书写保证，特雷克斯不做任何其他保证、表示或暗示。以上所列产品和服务为特雷克斯公司和/或其子公司在美国和其他国家/地区的商标、服务标记或厂商名称。保留所有版权。Terex® 为特雷克斯公司在美国和许多其他国家的注册商标。© 2011, 特雷克斯公司版权所有。

**Terex (China) Investment Co., Ltd**

8<sup>th</sup> Floor, Tower B, GATEWAY, No. 18 Xiaguangli, North Road, East 3<sup>rd</sup> Ting, Chaoyang District, Beijing, 100027 China  
Phone: +86 10 5907 9000, Fax: +86 10 8440 0628, Email: [cranes@terex.com](mailto:cranes@terex.com), Web: [www.terexcranes.com](http://www.terexcranes.com)

特雷克斯（中国）投资有限公司

中国，北京市朝阳区东三环北路霞光里18号佳程广场B座层，邮编100027

电话：+86 10 5907 9000，传真：+86 10 8440 0628，邮箱：[cranes@terex.com](mailto:cranes@terex.com)，网址：[www.terexcranes.com](http://www.terexcranes.com)

**Sichuan Changjiang Engineering Crane Co., Ltd**

Qiancao, Luzhou, Sichuan

Tel: 0830-3581773, Fax: 0830-3582242, Email: [cranes@terex.com](mailto:cranes@terex.com), Web: [www.terexcranes.com](http://www.terexcranes.com)

四川长江工程起重机有限责任公司

电话：0830-3581773，传真：0830-3582242，邮箱：[cranes@terex.com](mailto:cranes@terex.com)，网址：[www.terexcranes.com](http://www.terexcranes.com)

Brochure Reference: TC-DS-M-E/C-Toplift 055G - 10.11  
手册参考: TC-DS-M-E/C-特力 055G - 10.11



**TEREX®**



**WORKS FOR YOU.™**