

PALFINGER

PK 31000 TW



AUTOLIT



Automobile - Truck - Motorcycle 1900 to Present
ORIGINAL Sales Brochures, Manuals, Books, Posters,
Catalogs, and MUCH More. World's largest selection!



A big boom length, a 400° full load slewing angle and a finger-tip-response crane winch control allow for loading applications and make difficult salvage operations an easy job.



The rope limiting switch operates fully hydraulically and is mounted protectively to the winch drum. The hook block can be operated safely up to the stop (no sensitive parts on boom-end).



Franz-W.-Scherer-Strasse 22-24
A-5021 Salzburg, P. O. Box 188
AUSTRIA
Telefon (0662) 50 1 84/86
Telex B-33194 Palfkg

Two decades of experience in the manufacture of fine hydraulic loaders have proved to us beyond all reasonable doubt that it is not mass production but technical expertise and the real quality of the product which are the true standards of success. These are the criteria which give the Palfinger crane its unequalled reputation in so many world markets.

No crane leaves our ultra-modern Salzburg factory without first undergoing hours of rigorous testing. This is another reason why you can have total confidence in these quality cranes from Austria.

AUTOLIT



Automobile - Truck - Motorcycle 1900 to Present
ORIGINAL Sales Brochures, Manuals, Books, Posters,
Catalogs, and MUCH More. World's largest selection!



AUTOLIT



Automobile - Truck - Motorcycle 1900 to Present
ORIGINAL Sales Brochures, Manuals, Books, Posters,
Catalogs, and MUCH More. World's largest selection!



AUTOLIT



Automobile - Truck - Motorcycle 1900 to Present
ORIGINAL Sales Brochures, Manuals, Books, Posters,
Catalogs, and MUCH More. World's largest selection!



Salvaging equipment, tools and other accessories are stowed away in a protected manner underneath the loading platform. Gasbottles and gas cutting tools remain easily accessible when the vehicle is loaded.



AUTOLIT



Automobile - Truck - Motorcycle 1900 to Present
ORIGINAL Sales Brochures, Manuals, Books, Posters,
Catalogs, and MUCH More. World's largest selection!

and
ed
form.
tools
en

The salvaging and towing unit PK 31000 TW has been designed and developed in cooperation with logistic planning staff. The leading technology is based on homogeneous synchronization with the best combination of proven aggregates.

Crane and vehiclebody installation are designed in such way that the whole unit is equally well suited for loading and transport applications.

The very good driving characteristics of the 2628 AK 6 x 6, also with coupled heavy loads are maintained by means of shiftable counterweights.



AUTOLIT



Automobile - Truck - Motorcycle 1900 to Present
ORIGINAL Sales Brochures, Manuals, Books, Posters,
Catalogs, and MUCH More. World's largest selection!

are
e unit is
transport

cs of the
ay loads
e counter-

Technical Data—Crane

Max. lifting moment 304 kNm/31 mts (224220 ft/lbs)
at 4 m (13'0") outreach
Telescopic boom, hydraulically extendable from 4.75 m
to 7.5 m (15'07" to 24'07")

Hook height aboveground max. 9.5 m (31'02")
Slewing angle 400° with full load
Slewing torque 35.3 kNm/3.6 mts (26040 ft/lbs)
Crane winch line pull 3 t (6613 lbs) on single line,
rope length 73 m (240')

Hook block assy for 4 t (13230 lbs) or 12 t (26455 lbs)
reeving

4 outriggers, hydraulically extendable, respectively
tiltable
stabilizer spread at rear 6 m (19'05")
at front 4.36 m (14'04")

Controls in well pressurized, fully enclosed cab
pump capacity dual pump, 2 x 55 l/min
(2 x 12 imp. gallons) at 1150 R.P.M.

Max. operating pressure

Towing winch 270 bar (3915 p.s.i.)

Crane 230 bar (3335 p.s.i.)

Tank capacity 340 l (75 imp. gallons)

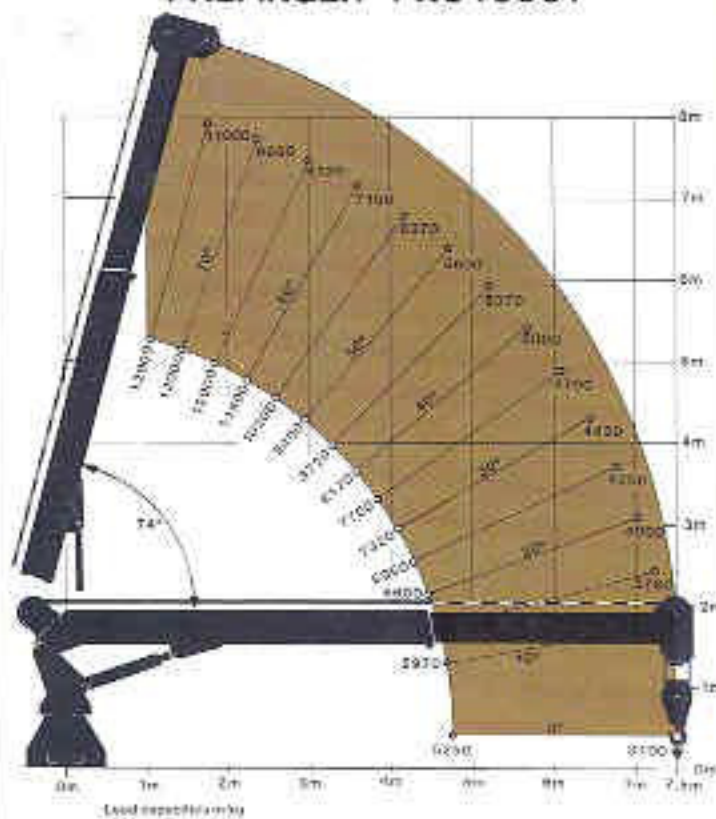
Counterweights, optionally at rear or for hook on at

bumperweight: 1400 kg (3086 lbs)

Total weight 21500 kg (47400 lbs)

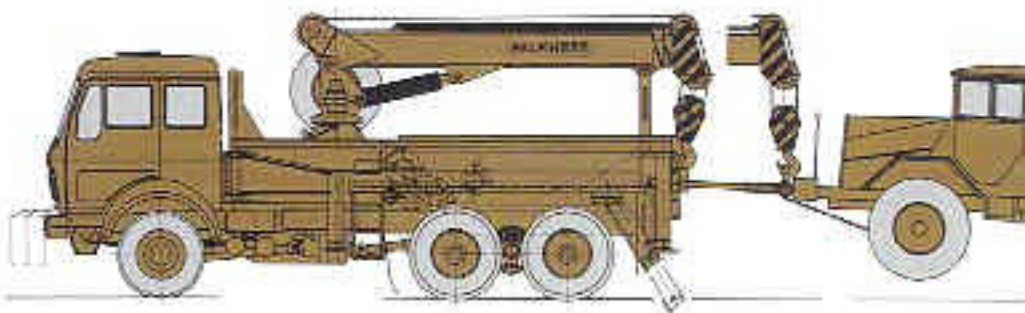
Standard equipment comprises overload protection
system, overcenter valves, hoist cable limiting switch,
working lights in cab and at boom end.
All hydraulic cylinders are of a double acting and double
hard chromed type.

PALFINGER PK3 1000T

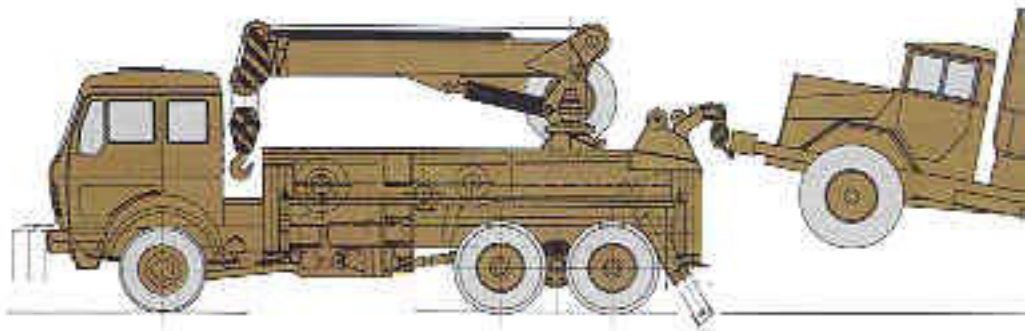


Depending on logistic application requirements various versions are available.


Front-mounted telescopic
crane
Spacious loading platform
Crane allows for easy
coupling of load
Towing load is carried by
crane.



Rear-mounted telescopic
crane
Big loading platform
High utilization of crane
capacity at rear
Towing load is carried by
separate towing device.



Front or rear mounted
knuckle boom crane
Loading space is not
restricted by crane
High goods can be loaded
and transported
Towing load is carried by
separate towing device.



AUTOLIT



Automobile - Truck - Motorcycle 1900 to Present
ORIGINAL Sales Brochures, Manuals, Books, Posters,
Catalogs, and MUCH More. World's largest selection!

hydraulically extendable rear jack allows also in
erse salvaging situations full utilization of the
ch capacity.



AUTOLIT



Automobile - Truck - Motorcycle 1900 to Present
ORIGINAL Sales Brochures, Manuals, Books, Posters,
Catalogs, and MUCH More. World's largest selection!