

Mercedes-Benz



Heavy-duty three-axle construction site vehicles

188 kW and 235 kW (256 and 320 DIN/hp)



AUTOLIT



Automobile - Truck - Motorcycle 1900 to Present
ORIGINAL Sales Brochures, Manuals, Books, Posters,
Catalogs, and MUCH More. World's largest selection!



- 1 Combination switch facilitates operation
- 2 Instruments conveniently arranged
- 3 Bottle-holder within easy reach
- 4 Cab can be tilted through 65°
- 5 Maintenance flap
- 6 Hinged headlight seal
- 7 Electrical control panel in driver's cab

AUTOLIT



Automobile - Truck - Motorcycle 1900 to Present
ORIGINAL Sales Brochures, Manuals, Books, Posters,
Catalogs, and MUCH More. World's largest selection!






"Fish-belly" design of chassis

AUTOLIT



Automobile - Truck - Motorcycle 1900 to Present
ORIGINAL Sales Brochures, Manuals, Books, Posters,
Catalogs, and MUCH More. World's largest selection!



- 1 Testing on the rain track
- 2 Axle test stand
- 3 Springs undergoing durability test
- 4 A truck in the cold chamber undergoing cold-start tests

AUTOLIT



Automobile - Truck - Motorcycle 1900 to Present
ORIGINAL Sales Brochures, Manuals, Books, Posters,
Catalogs, and MUCH More. World's largest selection!



AUTOLIT



Automobile - Truck - Motorcycle 1900 to Present
ORIGINAL Sales Brochures, Manuals, Books, Posters,
Catalogs, and MUCH More. World's largest selection!