




Mack Sales Engineering Bulletin



MACK M B DIESEL

TRUCKS AND TRACTORS

AUTOLIT



Automobile - Truck - Motorcycle 1900 to Present
ORIGINAL Sales Brochures, Manuals, Books, Posters,
Catalogs, and MUCH More. World's largest selection!



TABLE OF CONTENTS

Meet the MB	2
Chassis Specifications	6
Chassis diagrams and dimensions	8
MB Components	9
Cab	10
Engine	12
Frame and Clutch	17
Transmission	18
Front Axle and Steering	20
Rear Axle	21
Bogie	22
Suspension	23
Brakes	24
Chassis Specification Selection	25
Load Distribution	26
GVW Ratings	38
MB Performance	39
Turning Circle Comparison	44

Prepared by: Sales Engineering Department, Mack Trucks, Inc., Montvale, New Jersey

AUTOLIT



Automobile - Truck - Motorcycle 1900 to Present
ORIGINAL Sales Brochures, Manuals, Books, Posters,
Catalogs, and MUCH More. World's largest selection!

MEET THE MB

CAB-OVER-ENGINE

The Mack MB—not a new concept—is the culmination of years of Mack engineering, development, and field experience. Foreseeing the need of a modern, functional, low cab forward COE chassis, Mack pioneered and produced the forerunner of the "MB" in the mid 50's—the Mack "D" Series (still in daily service). The basic concept of the Mack "D" series chassis has been refined through succeeding years of development and embodied in the "MB". The "MB", designed and developed to meet modern trucking needs, provides **Maximum Benefits** to the operator.



As early as 1907 Mack was producing the quality C.O.E. truck...



... Much later, in the mid-50's Mack had pioneered the forerunner to the MB—the modern, functional, low cab forward C.O.E. "D" series ...




... Today Mack's "MB" chassis is the finest quality built C.O.E. in the industry for both congested city traffic and fast highway hauling.

AUTOLIT



Automobile - Truck - Motorcycle 1900 to Present
ORIGINAL Sales Brochures, Manuals, Books, Posters,
Catalogs, and MUCH More. World's largest selection!




AUTOLIT



Automobile - Truck - Motorcycle 1900 to Present
ORIGINAL Sales Brochures, Manuals, Books, Posters,
Catalogs, and MUCH More. World's largest selection!

MB COMPONENTS



Mack traditional dependability, economy and low maintenance costs in these MB chassis result from the wide variety of high-quality components. The following pages explain and illustrate each of these components in detail.

AUTOLIT



Automobile - Truck - Motorcycle 1900 to Present
ORIGINAL Sales Brochures, Manuals, Books, Posters,
Catalogs, and MUCH More. World's largest selection!

DESIGNED FOR...


- SAFETY
- COMFORT
- DURABILITY

Functional and modern in appearance, the MB cab has all the exterior space saving advantages of a COE yet is roomy and comfortable inside. Front axle is set back for excellent load distribution. Low, cab forward design aids driver's vision and safety. Effective ventilating system is provided by large, screened, two-way ram-air vents at either side of the cab front. Large volume interior promotes air circulation for driver comfort. There is plenty of headroom. Driver's convenience is aided by the fully adjustable driver's seat. Seats are deep cushioned and covered with breathable two-tone grey vinyl coated fabric.

- EASY TILTING
- OPEN ENGINE AREA

MB cab tilts forward with ease. Spring actuation eliminates need for power assist. Easy release of the main latch and safety hold-down locks free the cab—a slight manual assist tilts the cab in a matter of seconds. Conventional boot type seal for transmission levers is eliminated. Remote design shift controls are completely sealed to provide protection against weather, fumes and dust. Transmission levers tilt with cab and mate to the transmission by means of a ball and socket arrangement. Steering controls also tilt with the cab. The cab is fully undercoated for sound deadening and weather protection.

The driver's position gives an excellent view of the road ahead as well as objects just in front. Narrow corner posts facilitate vision to either side of the cab. The large windshield measures 1520 sq. in.



A 45-degree cab tilt affords full engine accessibility. There is no need to tilt the cab to check oil, water or batteries.

AUTOLIT

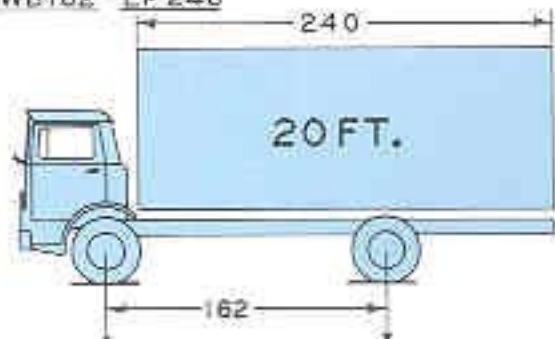


Automobile - Truck - Motorcycle 1900 to Present
ORIGINAL Sales Brochures, Manuals, Books, Posters,
Catalogs, and MUCH More. World's largest selection!

MB-401P LOAD DISTRIBUTION

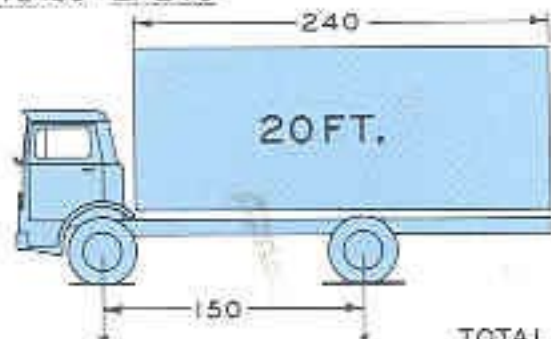
BODY & LOAD WT. TO PROVIDE 18,000 LBS. REAR AXLE GROUND LOAD

WB162-LP246



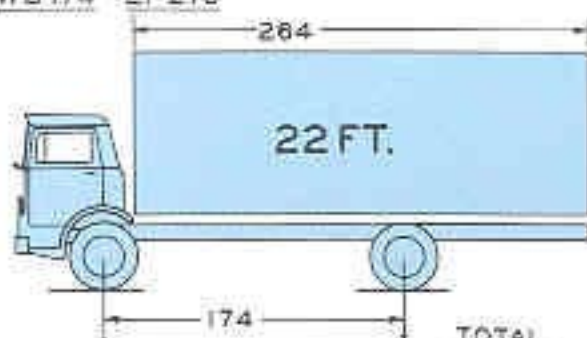
CHASSIS	6305	2315	8620
BODY & LOAD	2725	15685	18410
TOTAL	8030	18000	27030

WB150-LP246



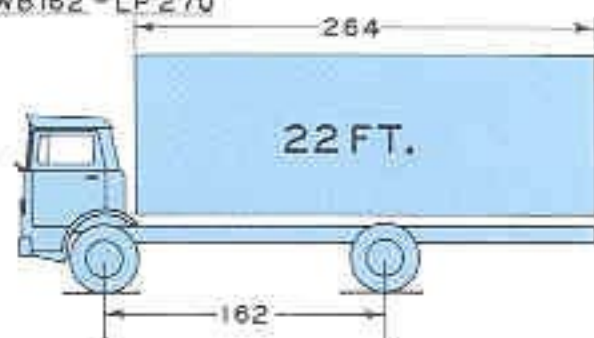
	6095	2280	8375
	1365	15720	17085
TOTAL	1460	18000	25460

WB174-LP270



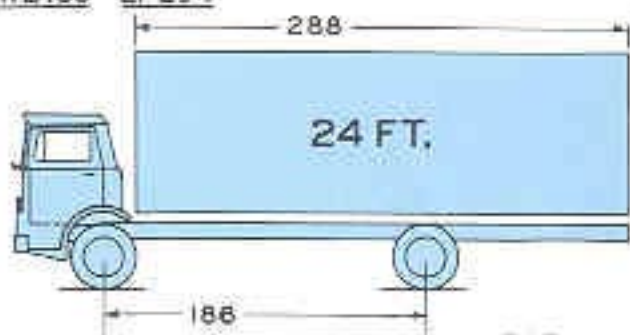
CHASSIS	6510	2705	9215
BODY & LOAD	2445	15295	17740
TOTAL	8955	18000	26955

WB162-LP270



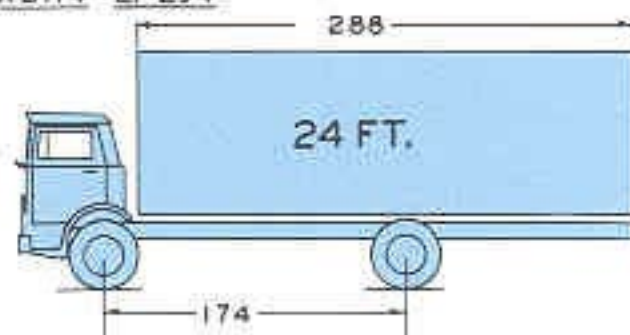
	6115	2315	8430
	1255	15685	16940
TOTAL	7370	18000	25370

WB186-LP294



CHASSIS	6545	2775	9320
BODY & LOAD	2255	15225	17480
TOTAL	8800	18000	26800

WB174-LP294



	6135	2350	8485
	1160	15650	16810
TOTAL	7295	18000	25295

AUTOLIT

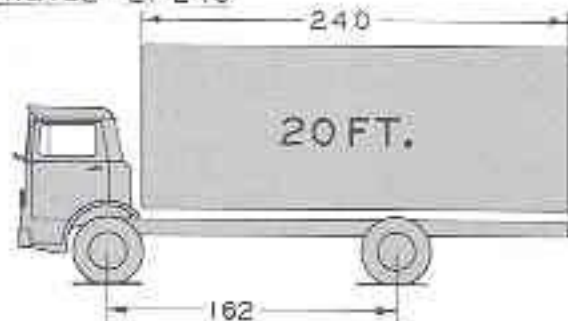


Automobile - Truck - Motorcycle 1900 to Present
ORIGINAL Sales Brochures, Manuals, Books, Posters,
Catalogs, and MUCH More. World's largest selection!

MB-401P LOAD DISTRIBUTION

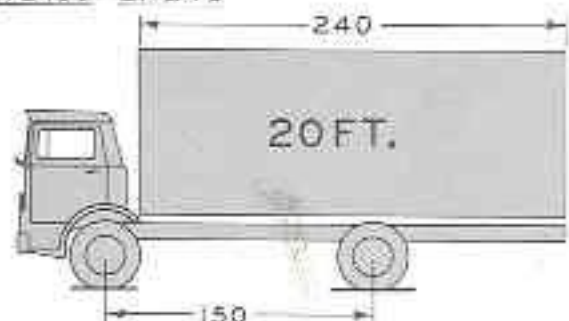
BODY & LOAD WT. TO PROVIDE 22,400 LBS. REAR AXLE GROUND LOAD

WB162-LP246



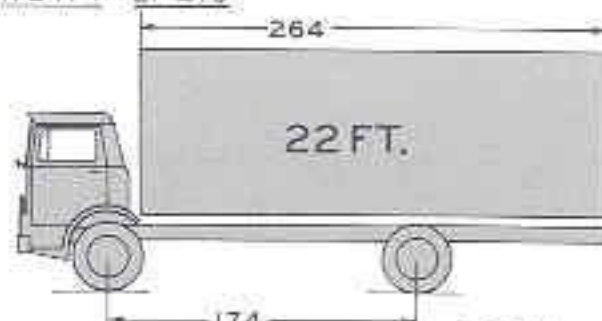
CHASSIS	6795	3540	10335
BODY & LOAD	3280	18860	22140
TOTAL	10075	22400	32475

WB150-LP246



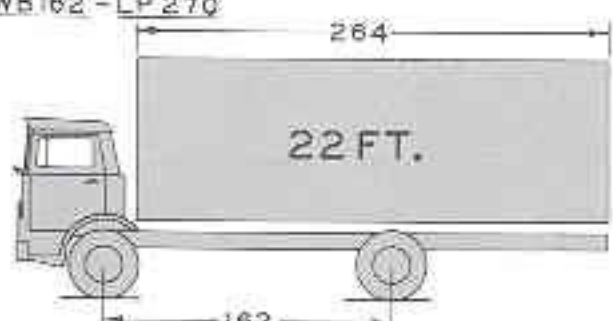
	6165	2415	8580
	1735	19985	21720
TOTAL	7900	22400	30300

WB174-LP270



CHASSIS	6830	3610	10440
BODY & LOAD	3005	18790	21795
TOTAL	9835	22400	32235

WB162-LP270



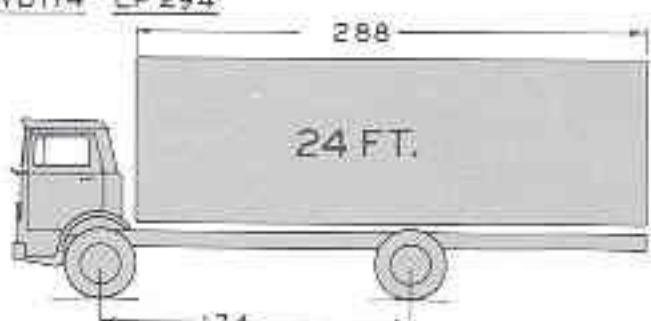
	6185	2450	8635
	1595	19950	21545
TOTAL	7780	22400	30180

WB186-LP294



CHASSIS	6865	3680	10545
BODY & LOAD	2775	18720	21495
TOTAL	9640	22400	32040

WB174-LP294



	6205	2495	8700
	1475	19905	21380
TOTAL	7680	22400	30080

AUTOLIT



Automobile - Truck - Motorcycle 1900 to Present
ORIGINAL Sales Brochures, Manuals, Books, Posters,
Catalogs, and MUCH More. World's largest selection!