

■ Introduction

Tata Daewoo engine delivers peak power efficiency and maximum durability through an advanced electronic control system that includes a self-diagnostic function. Impressive technological advances can also be found on the tipper mechanism which features new safety controls. If you're looking for the top performing dump truck to satisfy your requirements, look no further than Tata Daewoo. Combined with the sophisticated telescoping tipping mechanism, the new Novus of Tata Daewoo dump trucks will help your business profits grow. Your Tata Daewoo dealer will be glad to discuss your particular requirements.

■ Various Model Selection

- 4×2 : F3D4F, F3D6F
 - 6×4 : K4D6F, K4DEF, K4D8F, K6D6F*, K6D8F*, K6E6F*, K6DVF*
 - 8×4 : N7DVF*
- * Asterisk means applicable to Hub-Reduction

■ Engine Applications

- Euro I : D1146TI (215ps), DE12TI (340ps), DV15T (370ps)
- Euro II : DE12TIS (340ps), DV15TIS (420ps)

■ Offering Cab Chassis

Heavy-duty chassis offers extra payload capacity to ensure the profitability of your business.



DUMP TRUCK



TANK LORRY



CARGO TRUCK



ARM ROLL TRUCK



TRACTOR



REFRIGERATOR TRUCK



MIXER TRUCK



WINGBODY TRUCK

TATA DAEWOO COMMERCIAL VEHICLE CO., LTD.

Headquarter
1589-1, Soyong-Dong, Gunsan, Chonbuk 573-715, Korea
Tel : 82-63-469-3430
Fax : 82-63-469-3390
www.tata-daewoo.com

Overseas Business Division
13F, Daewoo foundation BLDG, 526, Namdaemunno 5-9a
Jung-gu, Seoul, 100-740, Korea
Tel : 82-2-776-0630
Fax : 82-2-776-0740

HEAVY DUTY TRUCKS



■ Introduction

Peak cargo hauling efficiency is assured by the DV15TIS engine which produces a peak horsepower output of 420ps and a maximum torque of 170kg-m while meeting environmental regulations. Maximum power output is realized by a state-of-the-art high pressure fuel injection system that squeezes maximum power out of each fuel drop. Combined with its abundant cargo hauling capacity, Tata Daewoo cargo truck presents a highly efficient solution to the problem of transporting large cargo loads. Allow Tata Daewoo to be your best choice in cargo transportation.

■ Various Model Selection

- 4×2 : F3C4F, F4C4F, F4CE, F6C4F, F8A4F, M4P6F, F4C5F
- 6×4 : K7C6F, K7CE, K8C6F, K8CMF, K9A6F, V8P6F
- 6×2 : K9BEF
- 8×4 (Rear 2-axes) : M9AVF, M9CVF
- 10×4 (Rear 3-axes) : P9CVF

■ Engine Applications

- Euro I : D1146TI (215ps), DE12TI (340ps)
- Euro II : DE12TIS (340ps), DV15TIS (420ps)
- Euro III : Cummins-ISM350 (350ps)

■ Offering Cab Chassis

Heavy-duty chassis offers extra payload capacity to ensure the profitability of your business.



TATA DAEWOO COMMERCIAL VEHICLE CO., LTD.

Tractor Series

Introduction

Tata Daewoo's new Novus tractor has all the characteristics of a winner: outstanding driving and handling characteristics, superb comfort and convenience that begins with a roomy interior, a powerful and rugged power train, impressive hauling capability including hill climbing performance. Moreover, it is built to handle around-the-clock high speed operation that will enhance your bottom line. Tata Daewoo's new Novus 4x2 tractor is excellent choice for the rapid transport of light cargo. It is available in both regular model and car-carrier models. Equipped with a powerful dependable engine, this tractor leads the way in performance and features.

Various Model Selection

- 4x2 : M29F, M2TEF, M296F*, M296F*, M29VF*
- 6x4 : V3T6F, V3T6F*, V3TEF, V3TVF*, V3TDA
- Asterisk means applicable to Hub-Reduction

Engine Applications

- Euro I : DE12T1 (340ps), DV15T (370ps)
- Euro II : DE12T1S (340ps), DV15T1S (420ps)
- Euro III : Cummins ISX (480ps)

Fifth Wheel

- Rotating Type : JOST (10000L, 12000L, 14000L)
- Universal Type : Dong-A (10000L, 12000L, 14000L)



Stylized design. Luxurious space. Sedan like comfort.

Attractive Interior



The NOVUS cabin is certified to meet European safety regulations.

Safety & Maintenance



Hydraulic cab box device (optional) Auxiliary fuse box



Lockable front panel Facilitates repairs and maintenance without tilting cab



Extra-large tool box Stores assorted tools including oil pressure jack (optional)



Electric-powered cab tilt device (optional)

Tank Lorry

Introduction

Tata Daewoo's new Novus tank lorry offers excellent mobility plus outstanding anti-corrosion and safety features thanks to a solidly designed tank. If your bottom line depends on the efficiency of your truck then you can rely on Tata Daewoo's new generation tank lorry to deliver the highest standards of performance. Advanced safety features provide total peace of mind under all operating conditions. Equipped with a powerful but economical engine and featuring a highly durable tank and chassis, you enjoy peak operating efficiency and a maximum return on your investment.

Various Model Selection

4x2, 6x4, 8x4 (Rear 2-axes), 10x4 (Rear 3-axes)



Twin-chamber design facilitates loading and delivery from either right or side.



Single valve provides total control



Emergency control valve can be controlled from above and flow stopped in case of emergency



Concrete Mixer Truck

Introduction

For extra fast unloading of remix, the drum on Tata Daewoo's new 6x4 mixer truck features a 3.0 rotation mixer blade and 7m³ capacity. Auxiliary equipment includes a high performance decelerator and a large-capacity water tank for quick clean ups and faster turnaround times. If remix is your business, Tata Daewoo's 6x4 mixer is a partner you can count on.

Various Model Selection

- 6x4 : K4M6F, K4M7F, K4MVF (7m³, 8m³)

Engine Applications

- Euro I : DV15T (340ps)
- Euro II : DV15T1S (390ps)



Double spiral type mixing blade



High-performance reduction gear



Anti-corrosion 350 liter Water tank made of Polyethylene



Unparalleled power. Maximum fuel efficiency. Environment friendly.

Engine & Driveline

215~225ps



D1146T1(215ps)
DE12(225ps)

Certification	Application
Euro I Equivalent D1146T1	4x2 Cargo, 4x2 Dump
Euro I DE12	

320~340ps



DE12T1(340ps)
DE12T1S(320ps, 340ps)

Certification	Application
Euro I DE12T1	6x4 Cargo, 6x4 Dump, 8x4 Cargo (Rear 3-axes)
Euro II DE12T1S	4x2 Tractor, 6x4 Tractor

370~420ps



DV15T(370ps)
DV15T1S(390ps, 420ps)

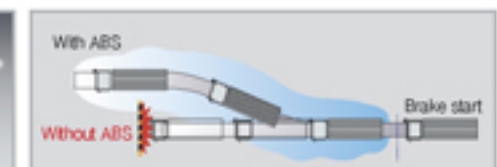
Certification	Application
Euro I DV15T	4x2 Tractor, 6x4 Dump, 8x4 Cargo, 10x4 Cargo, 6x4 Mixer, 6x4 Tractor
Euro II DV15T1S	

High Durability. Excellent Stability. Drive comfort


Chassis & Suspension



Cab air suspension (optional)



With ABS Without ABS Brake start



Auto slack adjuster (optional)



Outside rear view mirror with defroster




Air tank



Air dryer



Two back-up lamp (optional), Side & rear protector (optional), Rear Reflector (optional)



Arm Roll Truck

Introduction

At Tata Daewoo, we understand that every business has its own special needs. That's why we make a range of specialized trucks. That's why we make a range of specialized trucks to meet the different needs. The new Arm Roll truck is just one example of the numerous specialized models we offer. Combining excellent dynamic performance and impressive convenience features, the new Arm Roll truck is highly capable and efficient performer. This hard working truck will start enhancing your bottom line in less time than you think. When you think about maximum efficiency and top capacity, Tata Daewoo will be your best choice.

Various Model Selection

- 4x2 : F3C4F (Water T/L, Fuel T/L), F4C4F (Vacuum T/L), F4C6F (Water T/L, Fuel T/L), M4F6F (Cargo Crane)
- 6x4 : K7C6F (Water T/L, Fuel T/L), K8C6F (Cargo Crane), K7C6F (Water T/L, Fuel T/L), K8C6F (ArmRoll, Refuse Compactor)
- 8x4 : M9C6F (Cargo Crane)

Engine Applications

- Euro I : D1146T1 (215ps), DE12T1 (340ps)
- Euro II : DE12T1S (340ps), DV15T1S (420ps)
- CNG : GE12T1 (340ps)



Dual hydraulic cylinder is indispensable for convenient cargo loading and unloading



Extra thick-gauge roller facilitates smooth sliding of the arm roll box and is highly durable

