



Mid-Liner[®] CS Series





The Mid-Liner CS Series
brings Mack Quality to the
medium-duty segment.

Just Your Size

If you think a Mack® truck is too big for your business, perhaps you haven't met Mid-Liner®. You can prosper from the unmatched reliability, efficiency, and longevity that has become a Mack hallmark over more than 88 years—even if your daily tasks include winding through tangled traffic, squeezing up to tight loading docks...and then hitting the highway for the next city. Mid-Liner is Mack Quality, in a smaller, more nimble size.

In addition to the popular MS Series cabovers, Mack offers the Mid-Liner CS Series conventionals, featuring an aero-sculpted fiberglass (SMC) tilting hood and fender assembly with distinctive styling. Both configurations share virtually complete parts interchangeability. And you can select from a variety of platform truck and tractor versions, with power and weight capacities spanning the Class 6 and 7 medium-duty marketplace.

Mid-Liner is a proven performer—incorporating fuel efficient, turbocharged, and charge-air cooled diesel engines; roomy, comfortable accommodations; and a host of productive design features that promote trouble-free operation. Mack has designed...and continually **refined** Mid-Liner to excel in demanding everyday service. That's **our** business. And this philosophy means you can devote full attention to **your** business, while Mid-Liner contributes to your profitability.

You can select truck or tractor versions for general freight hauling, pick-up and delivery, the beverage and food industries, light construction and utility jobs, agricultural applications, fuel and bulk transport, refuse service, and much more.

Before you make any new truck decision, consider the convenience of Mack Mid-Liner. It's just your size.




Room for Growth

Despite its space-saving exterior dimensions, Mid-Liner boasts a big, full-size cab interior—with ample room for the driver and two passengers. Mack's comprehensive attention to detail creates a productive environment to shorten those long days behind the wheel.


Low overall cab height and convenient steps and grab handles afford easy, safe entry and exit. Inside, you'll find a commanding seating position with excellent visibility. Rich, textured surface materials cover the cab interior and door panels, sealing out noise and weather. Form-fitting seats minimize fatigue. The instrument panel displays clear, functional gauges at a glance and convenient controls within easy reach. Storage bins and provisions for radios are also included, along with padded sun visors. A powerful ventilation system, also including in-door vent windows and optional in-dash air conditioning, provides effective coverage. The suspended accelerator, brake, and clutch pedals help keep the driver's floor area clean. On the road, Mid-Liner's strong frame withstands heavy loads and uneven terrain, while the integral power steering, taper-leaf front springs, and standard shock absorbers contribute to superior handling precision and riding comfort.

If you're planning for a promising future, count on Mid-Liner. There's room for growth.





Roomy and comfortable
inside...Small and nimble
outside.



The Mid-Liner performance
promise: Day-to-day reliability and low life-cycle cost.



Savings On Demand

The heart of every Mid-Liner is its dependable diesel power-plant. Both the Mid-Liner 200 and 300 series engines deliver an amazing blend of power and economy, incorporating features that have made Mack's heavy-duty diesels the standard of the industry. Advanced turbocharging. Chassis mounted charge-air cooling. Bosch direct injection. Viscous fan drive for less parasitic horsepower loss. Mack spin-on filters for oil, fuel, and coolant systems. Fully rebuildable wet-sleeve design for long-term service. And...unlike much of the competition, no mileage restrictions on highway operation.


Mid-Liner's 200 series engine delivers 180 horsepower (133 kw) at 2500 rpm while the larger 300 series engine turns out 215 horsepower (160 kw) at 2300 rpm (205 h.p./153 kw for the California-certified version). Both have demonstrated exceptionally low operating costs over millions of customer miles.

Mack complements these thoroughbreds with rugged, smooth-shifting transmissions in 5, 6, and 10 speed versions, including a special 6-speed with "low hole" feature. Allison automatics are also available. You can specify front axles in 7500 lb. (3400 kg) to 12,000 lb. (5400 kg) capacities, and rear axles from 17,500 lb. (7900 kg) to 23,000 lb. (10 400 kg) capacities, in single or

two-speed versions.

Mack Mid-Liner.

Responsive performance,
with savings on demand.



The CS Series features a four-point cab suspension mounting, employing shock absorbers and rubber insulators for effective isolation from road shock.

We Deliver

The Mack concept of **Balanced Design** means a complete vehicle conceived and built with matched components that perform in concert. This strong foundation is the basis for Mid-Liner's demonstrated efficiency, outstanding resale value, and exceptional versatility.

Mack offers five different models suited for a variety of weight capacities: the CS200P, 250P, and 300P platform trucks, as well as the CS300T tractor. All Mid-Liner truck chassis provide a clear platform behind the cab for body installation. Bolted chassis components from the rear suspension to the end of the frame facilitate easier wheelbase modifications when necessary. And many other aspects of quality construction benefit all applications: Every Mid-Liner double-wall welded steel cab undergoes extensive rustproofing procedures prior to painting. The lightweight fiberglass (SMC) hood tilts a full 70° with a torsion assist, and incorporates integral air intake chambers that reduce engine compartment clutter and channel fresh air to the engine filtering and cab ventilation systems. Regular service points and checks are conveniently positioned and easily accessible, all from the right side.

Just about the only limit to Mid-Liner's range of applications

is your imagination.

Consult your authorized dealer for a Mid-Liner solution. We deliver.



Mid-Liner is the perfect beverage truck or tractor. More payload and profit per trip.





There's a Mid-Liner for your
medium-duty application –
from the ordinary to the
unusual.

Mack Mid-Liner® CS Series Standard Specifications

ENGINE

CS200/250

- MIDR 06.02.12
- 4-cycle, diesel, direct injection
- Turbocharged and charge-air cooled
- 180 HP @ 2500 RPM (49 state)
- 412 lb.-ft. torque @ 1800 RPM
- 180 HP @ 2500 RPM (Calif. cert.)
- 450 lb.-ft. torque @ 1800 RPM
- Bosch multi-plunger type fuel pump
- 55 gallon fuel tank with sump
- Donaldson under-hood air cleaner with restriction gauge
- Under-frame exhaust

CS300

- MID 06.20.30
- 4-cycle, diesel, direct injection
- Turbocharged and charge-air cooled
- 215 HP @ 2300 RPM (49 state)
- 544 lb.-ft. torque @ 1500 RPM
- 205 HP @ 2300 RPM (Calif. cert.)
- 488 lb.-ft. torque @ 1500 RPM
- Bosch multi-plunger type fuel pump
- 55 gallon fuel tank with sump
- Donaldson under-hood air cleaner with restriction gauge
- Under-frame exhaust

ELECTRICAL SYSTEM

- Bosch 12V starter
- Motorola 12V alternator
- Delco maintenance-free batteries (2)
- 1100 total CCA
- Breaker panel in-cab

- Delco 12V starter
- Motorola 12V alternator
- Delco maintenance-free batteries (3)
- 1875 total CCA
- Breaker panel in-cab

TRANSMISSION

- Spicer 5552A 5-speed
- 14" organic, non-asbestos single-plate clutch, hydraulic control
- Dana 1610 series driveline

- T1060 6-speed
- 15" organic, non-asbestos single-plate clutch, air-assist hydraulic control
- Dana 1610 series driveline

FRONT AXLE

- 7,500 lb. capacity
- Taper-leaf springs
- Shock absorbers
- Sheppard M-80 power steering
- 40° inside wheel cut

- 7,500 lb. capacity
- Taper-leaf springs
- Shock absorbers
- Sheppard 292-S6 power steering
- 40° inside wheel cut

REAR AXLE

- 20,000 lb. capacity
- Multi-leaf and helper springs

- 21,000 lb. capacity
- Multi-leaf and helper springs

FRAME

- 9.8 in.³ section modulus per rail
- 629,160 lbs.-in. RBM per rail
- 166" wheelbase
- 145" effective load platform
- 103" BBC
- Frame-mounted tow eyes

- 9.8 in.³ section modulus per rail
- 629,160 lbs.-in. RBM per rail
- 166" wheelbase (152" CS300T)
- 145" effective load platform (128" CS300T)
- 103" BBC
- Frame-mounted tow eyes

BRAKE SYSTEM

- CS200:
- Air over hydraulic dual system in front (disc type)
 - Full air rear (cam type)
 - Spring/air parking brake
 - 2,929 in.³ air reservoir capacity
 - Automatic drain valves

- CS250/300:
- Full air dual system
 - Cam-type
 - Aux. spring brake chambers
 - 3,356 in.³ air reservoir capacity
 - Automatic drain valves

WHEELS/TIRES

- 7.5 x 22.5 steel disc wheels
- 11R22.5 14-ply tires


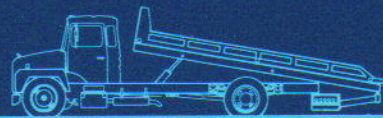
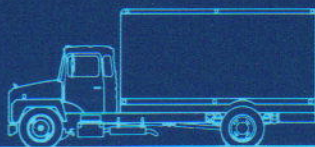
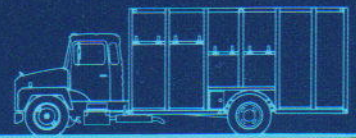
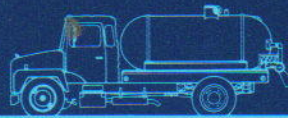

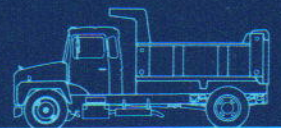

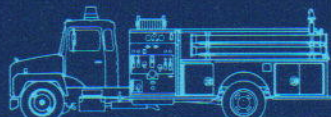

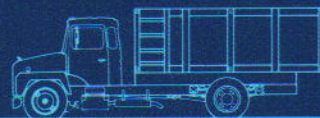

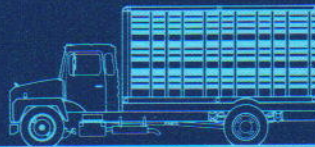


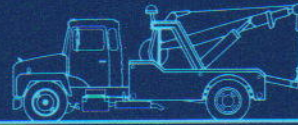


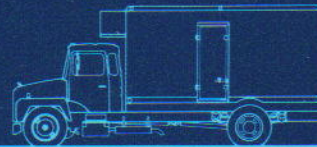
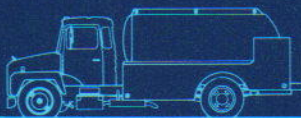
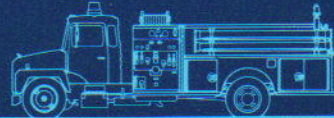





- 7.5 x 22.5 steel disc wheels
- 11R22.5 14-ply tires

CAB EQUIPMENT (same for all models)

Driver's seat, two-man bench, three seat belts, 34,000 BTU/HR @ 100°F heater and defroster, lefthand and righthand sun visors, West coast rearview mirrors, clear laminated windshield glass, clear tempered door and window glass, vent windows in doors, dual front turn signals, turn signal switch, hazard switch, speedometer showing miles per hour and kilometers per hour, with odometer showing miles, tachometer, fuel gauge, dual air pressure gauge, oil pressure gauge,

engine coolant temperature indicator, five I.D. and clearance lamps, key start, two-speed electric windshield wipers, washer, cigar lighter, ashtrays, electric horn, headlight switch, low beam/high beam switch, ICC and clearance light switch, and coat hooks. Indicator lights: Oil pressure, electrical charging, coolant temperature, directional signals, headlights (high beam indicator), parking brake, low air/hydraulic brake pressure.

Consult your Mack Mid-Liner Dealer for details and options.





Mack Quality... Depend On It!

Mack's substantial investments in fast, accurate parts availability and quality service mean confidence for Mid-Liner customers. More than 200 authorized Mid-Liner dealers and seven parts distribution centers throughout North America help keep your Mid-Liner on the road. Specialized Mid-Liner service training is also offered for customers and their employees.

Mack's confidence in Mid-Liner quality is demonstrated by its strong, standard published warranty. Coverage on the basic vehicle is 12 months, unlimited mileage, 100 percent parts and labor. The diesel engine: 24 months, unlimited mileage, 100 percent parts and labor. Other powertrain components*: 24 months, 100,000 miles, 100 percent parts and labor.



Cab rust perforation: 36 months, unlimited mileage, 100 percent parts and labor. You can even add **Bulldog Protection®** Plan extension options suited to your specific needs. *Certain components may be covered by the supplying manufacturer's warranty. Consult your Mack Mid-Liner dealer for specific warranty language and details.

With heavy-duty support like this, Mid-Liner is clearly the smart investment for your business. And if an emergency does occur on the road, Mack provides a toll-free service assistance hotline in the continental U.S.A.: 1-800-262-MACK. Mack representatives will help put you and your Mid-Liner back in action as quickly as possible. Mid-Liner brings Mack Quality to the medium-duty segment. It's just your size!

The information in this brochure was accurate at the date of publication. Mack Trucks, Inc. reserves the right to make changes in specifications and equipment design, or to discontinue models or options without notice at any time. Warranty terms and services may vary in certain countries.

® Registered trademark of Mack Trucks, Inc.
© 1988, Mack Trucks, Inc.
Mack Canada Inc.
Mack Trucks Australia Pty. Ltd.

1B-MLCS-10/88
Printed in U.S.A.