

MEET THE
KENWORTH
HUSTLER



Kenworth's middleweight truck that gives you the dependability of a heavy-duty Kenworth along with outstanding maneuverability and economy. Whatever your industry, be it refuse, concrete, bulk cement commodities, city delivery, short haul, or over-the-road, the HUSTLER has the flexibility to carry the load.

AUTOLIT



Automobile - Truck - Motorcycle 1900 to Present
ORIGINAL Sales Brochures, Manuals, Books, Posters,
Catalogs, and MUCH More. World's largest selection!

FUNCTIONAL QUALITY

Like the class B trucks developed by Kenworth, the HUSTLER also has the looks and quality of a prestige truck. But quality doesn't happen by accident. Time and thoughtful engineering creates quality — the kind you can rely on for many, many years.

Take a look at functional quality. The full-length piano hinge doors look clean — open wide for easy driver entry — moreover, they will stand up to the punishment of being opened and closed time and time again. It looks good, and it's the kind of engineering that makes a better truck.

The door sill itself is formed steel — not punched or stamped. This gives you extra strength and quality. Similarly, the extruded aluminum bumper is tough enough to take a beating.

The heavy-duty mirrors on the HUSTLER are the same ones we use on the Kenworth COE's. Stainless steel brackets provide a firm, solid mounting. Heated mirrors are available, too.

Walk back and take a look at the HUSTLER's frame. It's heat-treated and is drilled to meet your requirements based on component choice and application. By drilling only the necessary holes, the frame maintains optimum strength — a feature you won't find on competitive trucks.

And, you have a choice of selecting frames with load spaces as required.

FRAME	SECTION MODULUS	RESISTING BENDING MOMENT
10 1/2" x 2 3/8" x 5/16"	14.1 in. ³	1,647,700 in.-lb.
11 1/4" x 3/4" x 3/8"	20.80 in. ³	2,354,000 in.-lb.

All frames have a yield strength of 110,000 psi, and inserts are available.

You also have the option of choosing from a wide variety of dual and single drive suspensions, like Kenworth's exclusive Torsion Bar, shown here. Or, you can select Air Ride, Glideride, or Hendrickson suspensions.



Check out the brakes, too. Outboard mounted drums provide labor-saving maintenance and repair. By removing the wheel, you have direct access to the drums — without disturbing the bearing assembly. The heavy-duty, single friction lining and the rest of the brake parts are highly interchangeable between Rockwell Standard and Eaton axles on your current equipment. This is another time and money saving feature. Forged aluminum hubs and steel disc wheels are standard. Spoke wheels are optional.



Time and thoughtful engineering was also incorporated into the battery box. The heavy-duty bracket is designed to withstand road vibration — in fact, it's the same box used on our COE's. The aluminum box has a non-corrosive fiberglass cover and heavy-duty rubber tie-downs. Its position and design makes routine inspection and maintenance a simple task rather than a burdensome chore.




AUTOLIT



Automobile — Truck — Motorcycle 1900 to Present
ORIGINAL Sales Brochures, Manuals, Books, Posters,
Catalogs, and MUCH More. World's largest selection!

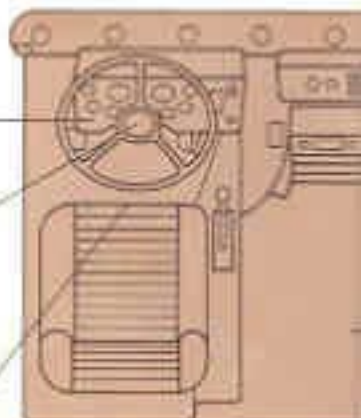
MEET THE KENWORTH HUSTLER!



Non-glare Cyclolac® dashboard has attractive wood-grained insert.

An electric and single-logic air horn are standard.

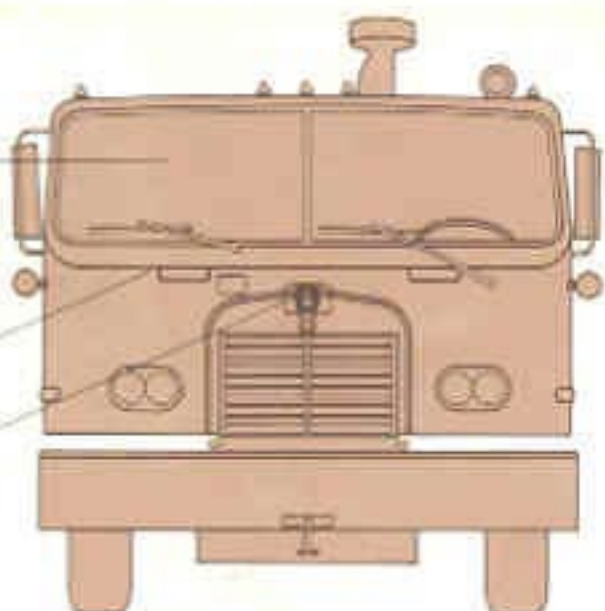
Seat position provides ample room between the driver and the 22" steering wheel — the one that gives drivers enough leverage for tight cornering at slow speeds.


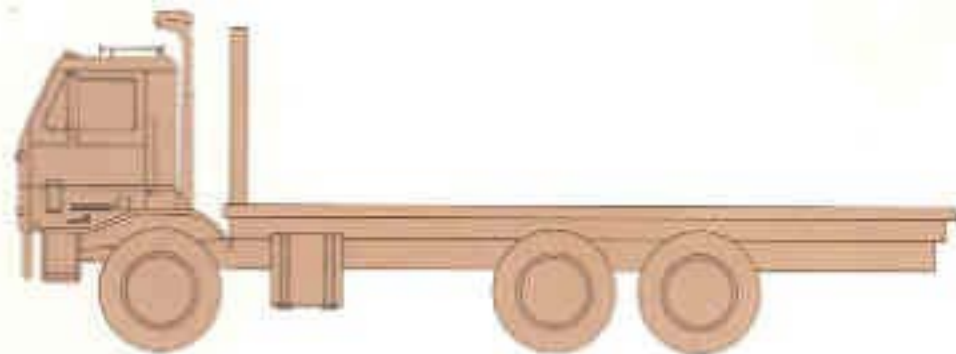


Tinted, flat distortion-free windshield is made of safety glass making replacement less expensive.

Handles provide "something to hold onto" while cleaning windshield.

KW emblem lifts up for quick inspection of water level.

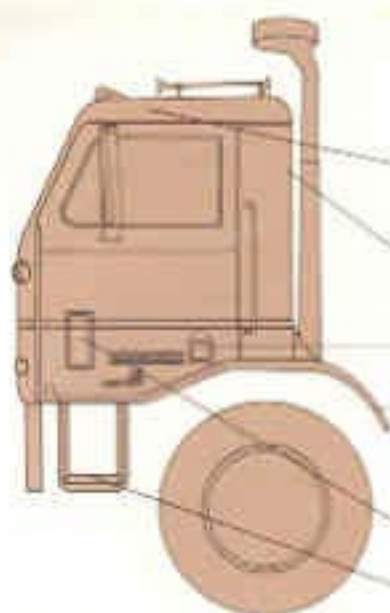




10 air vents permit good circulation and quick defrosting.

Leatherette seat surfaces wipe clean with a damp cloth.

Single piece molded fiberglass tunnel, seat base, and floor is backed with plywood for strength and sound reduction.



Entire cab assembly tilts forward hydraulically for maximum ease of engine inspection and repair. A dash light reminds driver when cab is not securely latched.

Rear window is standard, or you have the option of choosing three windows or none at all.

Door handle is placed down where it's handy to reach — without stretching.

Fenderettes control splash from tires.

Air vent is standard on driver's side. Standard peeper window on passenger side provides easy visibility of curbs and low-profile cars.

Step provides easy access to cab.

SUSPENSION

Single drive axle

GROUND CAPACITY

AXLE APPLICATION

SUSPENSION

COMBINATIONS

AUTOLIT



Automobile - Truck - Motorcycle 1900 to Present
 ORIGINAL Sales Brochures, Manuals, Books, Posters,
 Catalogs, and MUCH More. World's largest selection!