

T608



**AUSTRALIAN MADE.
WORLD'S BEST.**

T608

Raised roof height offering superior cab space and accessibility.

Legendary Kenworth cab appointments featuring luxurious colour coordinated trim and aircraft style instrumentation.

Sloping bonnet resulting in great all round visibility.

Choice of Caterpillar or Cummins engines up to 625 hp that meet the 2008 engine emission standards.

Sleek aerodynamic design offering efficiency and fuel economy.

Durable grille and exterior fittings.

Cooling packages specifically designed to meet Australia toughest conditions.

Extended day cab or choice of 36" or 50" integrated sleeper boxes.

Large storage compartments each side under the sleeper bunk and in the centre, with optional rear access.

Remote keyless entry.

The widest range of specialist heavy duty rear axles.

Custom engineered fuel/oil tanks available in round or rectangular configuration.

Access is important. Long perforated steps allow plenty of choice on where to put your feet and the perforations allow any mud to be scraped off and drop through.

High visibility LED indicators and repeat signals.

Painted/alloy bumper or optional bullbar are factory fitted so that towing points are integrated into the chassis structure.

Vehicle is shown with optional accessories. Images are shown for illustrative purposes only.



One of the most versatile trucks on Australian roads, the T608 suits a range of applications including B-double and double or triple roadtrain.



From 1 January 2008, all trucks manufactured for Australia have to meet the new ADR83/00 standards for noise emissions and ADR80/02 standards for exhaust emissions. Kenworth has responded to these challenges with tens of thousands of local engineering hours and in excess of two million test kilometres. We have met these new emissions standards whilst still satisfying customer demands for continual improvements in power, fuel economy and productivity.

High Performance, Low-cost Operation

Primarily suited to on-highway applications where aerodynamics are important, this truck offers a wide range of engine options – up to a massive 625hp.

The T608 features the fuel efficient aerodynamic lines first introduced to Australia by the revolutionary Kenworth T600 and carries on the Kenworth tradition of legendary reliability and low operating costs.

Aerodynamic Styling

The range of aerodynamic features contributing to the efficiency and fuel economy of the T608 are extensive.

The large one-piece, or optional two piece, curved windscreen provides excellent visibility and adds to the T608's aerodynamic performance.

Other design innovations such as a completely protected headlight assembly with 7" round headlights, aerodynamic mirrors and optional full-length side skirts deliver smooth air movement around the truck.



Versatile

Individually these features are subtle, but together their effect ensures an overall reduction in air drag on the vehicle, resulting in improved efficiency and aerodynamic performance.

Strength and Power

When you need more power than an ordinary truck can provide, you'll want the T608. The T608 is available with Cat C15, Cummins ISX EGR or Cummins Signature EGR, delivering up to 625hp with 2050lb/ft of torque. To achieve this high level of horsepower the cooling package is specifically designed to meet Australia's toughest conditions and applications where high temperatures, heavy loads and multiple trailer combinations are common – far higher requirements than for North American or European operations.

The high-mounted cab allows for increased airflow to cool high-horsepower engines operating in demanding, high temperature

conditions, while keeping the cab and driver cooler.

When designing the T608, our engineers made sure that service technicians' needs were met. Removable undercab panels are provided for easy access to the transmission, clutch and the back of the engine; while increased space in the engine compartment enables easier access to fanbelts and exhaust piping.

A Spacious Working Environment

The driver's all-round visibility is enhanced considerably by the large one-piece curved windscreen, the sloped bonnet and cab height.

An ergonomic wraparound dashboard features drink holders, location for two CB radios, an area for the mounting of a mobile phone and gauges that are unobscured by the steering wheel.

The seats are spaced apart to provide room for a traveller's refrigerator.

A curved overhead console houses electrical switches, air conditioner controls, CD AM/FM radio and storage compartments. To minimise the risk of accidental operation, headlights are operated by a toggle switch. Engine management systems, if fitted, are positioned in the overhead console for clear visibility. Engine brake functions are steering column mounted for ease of handling.

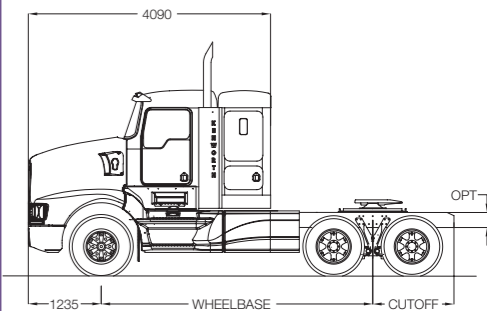


Design Flexibility

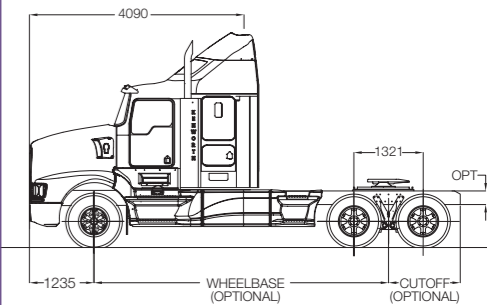
The T608 can be ordered in a number of different specifications to suit a large range of applications. The T608 is suitable for maximum payload, single or multiple trailer applications with a variety of engine and horsepower options to choose from.

A range of 36" or 50" integrated sleeper cabs are available, riding on airbag suspension for even greater driver comfort.

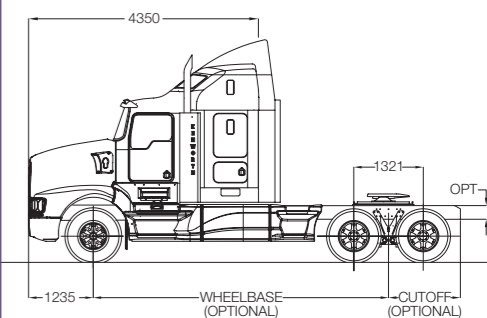
T608 with 36" Modular Sleeper



T608 with 36" Recessed-back Aero II Sleeper



T608 with 50" Aero II Sleeper



T608 Aerodynamic