



K E N W O R T H

T H E W O R L D ' S B E S T

O

O

3

K







Finally, a medium duty cabover based on the idea that you're not in business merely to own trucks, but to profit from them.

These days, competing successfully means delivering value along with the goods. So you probably demand more from your equipment than ever before. Day in, day out dependability for starters. But more than just that. More efficiency, more productivity, more tight-fisted economy. And more longevity. • You probably demand more from your drivers too. So the trucks in your operation need to serve the people behind the wheel with more attention to fatigue-fighting ergonomics, comfort, convenience, operator efficiency and productivity. A better ride and closer attention to fit-and-finish detail wouldn't hurt either. All attributes not easily found in a




medium-duty cabover. • Until now. • Meet the K300, a highly maneuverable medium-duty cabover that combines uptown quality with street-smart design details. Custom-built from the ground up, this Kenworth incorporates familiar and proven North American components to help provide better reliability, lower operating costs and reduced downtime. A fully-trimmed first-class interior for a quieter, more comfortable – more rewarding – work environment. Excellent visibility for a more confident city operation. Plus a list of standard features other manufacturers charge extra for. • Kenworth K300. A high value – real world – solution.



The city was never meant for lightweights.

If you're looking for a hassle-free short-haul solution that can go the distance, it pays to pay attention to the details. • Take the cab on the K300, for instance. Sleek and stylish with an amazing fit and finish, it's also rugged and virtually rust-proof – the only steel cab in the industry that's *fully* galvanized. E-coat submersion priming, cavity wax application and a super-hard DuPont Imron finish coat complete the job. Additional undercoating and insulation not only fight the elements, but also keep the cab quieter and more comfortable. • Now check out the powertrain. Expertly matched to the demands of stop-and-go driving and engineered to meet tough North American standards, the K300 contains names you know you can trust: Cummins, Eaton Fuller, Dana Spicer, Delco Remy and Bridgestone, just to mention a few. • Even the 12-volt electrical system, a maintenance headache on most medium-duty trucks, gets special attention on the K300 – incorporating many of the best features from Kenworth's proven Class 8 design.



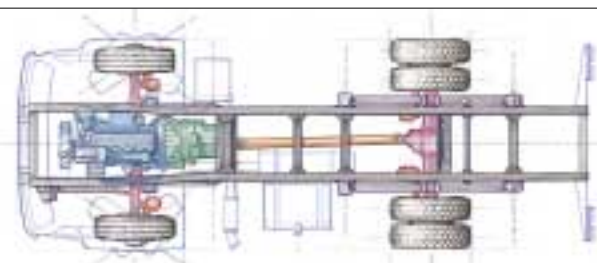
The K300's cab is E-coat dipped for better paint adhesion and corrosion resistance.



Kenworth delivers a body-ready chassis, making it easy for your body builder to do their best work – as quickly, efficiently and cost-effectively as possible.



The strength and integrity of this medium-duty cab will return long-term dividends in less downtime and more productivity.



The K300 drivetrain incorporates proven and familiar North American components: Cummins, Eaton Fuller, Dana Spicer, Delco Remy and Bridgestone, just to mention a few.





Comfort, maneuverability and productivity that departs from conventional thinking to deliver more of everything...cargo and revenue.

"Generous" may be the one word that best describes a K300 interior. You could apply it to the above standard, superbly comfortable, fully adjustable, reclining Isringhausen seats. The amount of useable flat floor space. The leg, belly, elbow and hip room that can accommodate three adults. The creative interior lighting plan, convenient storage features, soft-touch steering wheel and many other thoughtful items considered options on other trucks. • Visibility is nothing short of panoramic. A wide, post-free curved windshield, plus large rear and side windows – all tinted – combine with heated foldaway mirrors (standard) to encourage an immediate sense of security. This kind of visibility together with an impressively tight turning radius makes the K300 as adept in back alleys and at loading docks as it is travelling congested highways and cramped neighborhoods. • And talk about ride! A standard parabolic taperleaf suspension, front and rear stabilizers and shock absorbers – all working together – produce a ride better than most medium duty conventionals.



The interior includes courtesy lights over the doors and a clever overhead console with adjustable driver spot and passenger reading lights.



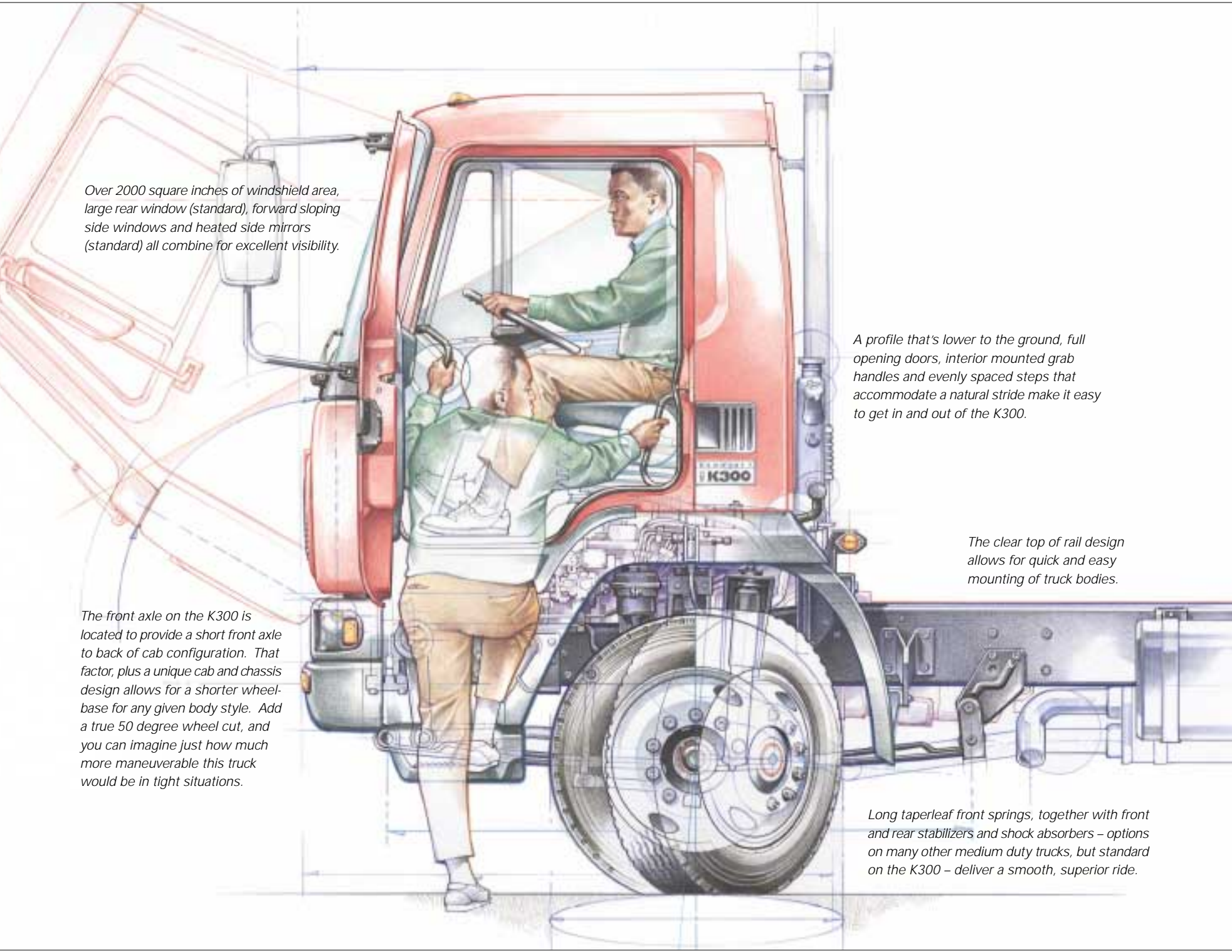
Trimmed in comfortable, durable vinyl and fabric, this spacious cab contains a fully adjustable reclining driver seat and two-person bench – easily accommodating a crew of three.



Instruments and controls are thoughtfully arranged, easy to see and quick to interpret – helping to keep the driver's eyes on the road ahead.



To keep clutter to a minimum, the K300 offers a roomy under-bench locker, large glove compartment, dash storage trays and record holder.



Over 2000 square inches of windshield area, large rear window (standard), forward sloping side windows and heated side mirrors (standard) all combine for excellent visibility.

A profile that's lower to the ground, full opening doors, interior mounted grab handles and evenly spaced steps that accommodate a natural stride make it easy to get in and out of the K300.

The clear top of rail design allows for quick and easy mounting of truck bodies.

The front axle on the K300 is located to provide a short front axle to back of cab configuration. That factor, plus a unique cab and chassis design allows for a shorter wheel-base for any given body style. Add a true 50 degree wheel cut, and you can imagine just how much more maneuverable this truck would be in tight situations.

Long taperleaf front springs, together with front and rear stabilizers and shock absorbers – options on many other medium duty trucks, but standard on the K300 – deliver a smooth, superior ride.

 SERVICEABILITY

Less maintenance, less downtime – it's just that simple

Consider the day-to-day service checks on the K300, for example. Kenworth's preventive school of maintenance has always maintained that if things are easy to check, they will be checked. And, on the K300, they are: the oil, the coolant, the windshield and clutch fluids – all clearly visible without tilting the cab, and simple to change or re-fill. • This is also a truck that invites a mechanic to do their best work – quickly. Tilting the cab a full 60 degrees – for wide open access to the engine and other components – is an effortless, one-person operation. In fact, zeroing-in on an engine problem can be accomplished from *inside the cab* (no cab tilt required) via a dash-mounted engine diagnostic port. Smart. • The electrical system – a maze of guesswork on other trucks – is much easier to troubleshoot on a K300. All circuit protection elements are centralized in a single, lighted location that's close at hand. Wiring is color coded *and* numbered for fast circuit tracing. • And parts, not easy to obtain for many medium duty trucks, are no problem at all for the K300. They're just down the street at your local Kenworth dealer .



An easily accessed fuse panel, located inside the cab, centralizes all circuit protection elements.



Daily maintenance checks and fluid fills are quick to reach – without tilting the cab.



Tilting the cab a full 60 degrees for complete access to the engine compartment is virtually effortless.



To speed troubleshooting, wiring is color coded and numbered.





SERVICE AND SUPPORT

Even the best truck is only as good as the quality and commitment of the people who stand behind it.

T rue whether you're running across the country or across town. The reliability and money-making potential of your business relies a lot on the dependability of your support system. And that comes down to counting on people to have *your* best interests in mind. Because no matter how you figure it, the time your truck spends in the service bay costs you productive time on the job. • That's why it makes so much sense to rely on your Kenworth PremierCare® dealer for the parts, service and support you need. As a Kenworth PremierCare member, you've got priority access to the experts who know your truck inside and out. People dedicated to keep you running nonstop. People you can trust to stand behind their work. People who appreciate, perhaps better than most, that you're not in business to merely own trucks, but to profit from them.



1-800-KW-ASSIST: For those inevitable times when the unexpected happens – no matter where you are in North America or when – you can count on the Kenworth PremierCare toll-free hotline to help get you out of trouble as quickly as possible.



Kenworth PremierCare Preventive Maintenance: Here's your best route to maximum up-time, lower operating expenses and maintenance costs you can actually predict, budget and schedule. Tailored to fit the way you operate, this pre-paid PM program – equivalent to just a few cents a mile – incorporates factory recommended procedures, annual government safety inspections and the common sense judgement of truck experts to optimize truck performance.



Your investment in a Kenworth truck is backed by one of the strongest dealer support systems in North America – 260 locations, many open extended hours for immediate access to parts and service.



Kenworth PremierCare Express Services: Now, you can turn to your Kenworth dealer for quick, fixed-price and professional PM services that can keep you on the fast track. With PremierCare ExpressLube, for example, you can get a filter and oil change, complete chassis lube and 20-point vehicle inspection – all, in just an hour.





S P E C I F I C A T I O N S

Weights & Dimensions:

Class 7 33,000 lbs. GVWR (Standard)				
*Class 6 26,000 lbs. GVWR (Optional)				
BBC (in.)	68.5	68.5	68.5	68.5
Wheelbase (in.)	169	193	215	236
Overall Length (in.)	311	349	383	418
Cab Height (in.)	66	66	66	66
Cab to Rear Axle (in.)	150.5	174.5	196.5	217.5
Typical Body Length (ft.)	16-20	20-24	22-26	26-30

Exterior Features

- Double-sided galvanized E-coated steel cab
- Tinted safety glass
- Dual rear window
- Door window vent with lock
- Fold-away heated mirrors
- Look-down side view mirror
- Front tow hook
- * Daytime running lights (Optional) (Standard in Canada)
- * Roof Vent (Optional)
- DuPont Imron white cab finish (Standard)
- * Paint colors (Optional)



Interior Features

- Cloth interior – blue/gray
- Cloth & vinyl adjustable driver seat
- * Driver seat head rest (Optional)
- 2-Passenger toolbox bench seat
- * Single passenger seat with center storage console & cup holder (Optional)
- Black insulating rubber floor mat
- Dual-source adjustable interior lighting
- Adjustable-height 3-point seat belts
- Tilting adjustable steering wheel
- * Air conditioning mounted in dash (Optional)

Audio Systems

- Radio prep package
- * Panasonic AM/FM Stereo w/clock & weatherband (Optional)
- * Panasonic heavy duty AM/FM stereo/Cassette w/weatherband (Optional)

Performance & Chassis Features:

- Cummins ISB 185 hp @ 2500; 420 lb. ft. torque
- * Cruise control (Optional)
- * Optional hp ratings – 205 hp/520 lb. ft. torque / 225 hp/520 lb. ft. torque/ 240 hp/605 lb. ft. torque
- Bendix DuraFlo 225 9.9 CFM air compressor
- * Exhaust brake (Optional)
- Eaton Fuller 14" ceramic clutch
- * Eaton Fuller maintenance free Solo™ clutch (Optional)
- Donaldson 10" air cleaner
- Fleetguard Spin-on fuel/water separator
- * Heated fuel/water separator (Optional)
- * Phillips immersion engine block heater (Optional)
- Delco Remy 28MT 12 volt starter
- Delco Remy 22SI 130 amp alternator
- 2 GNB Champion 12 Volt batteries 1500 CCA
- * 2 GNB Champion 12 Volt batteries 1850 CCA (Optional)
- Fuller 6-Speed synchronized transmission
- * Allison MD 3060P automatic transmission (Optional)
- * Fuller AutoShift 6-speed automated transmission (Optional)
- Dana Spicer SPL100 driveline
- 50 gallon steel fuel tank
- 10.25"x 3"x 0.25" steel frame 65,000 PSI
- Front & rear suspension stabilizer bars
- Front & rear suspension shock absorbers
- Parabolic leaf-spring suspension

Axles & Brakes

- Dana Spicer E12001 12,000 lb. front axle
- * Dana Spicer E10001 10,000 lb. front axle (Optional)
- Dana Spicer 16.5" x 5" front brakes
- Dana Spicer 21060S 21,000 lb. rear axle
- Dana Spicer 16.5" x 7" rear brakes
- Meritor-WABCO 4-channel ABS

Tires & Wheels

- Front tires: Bridgestone R250F 295/75R22.5
- Rear tires: Bridgestone M711 295/75R22.5
- * Rear tires: Bridgestone M726 295/75R22.5 (Optional)
- * Rear tires: Bridgestone R250 295/75R22.5 (Optional)
- Accuride steel wheels (Hub piloted)
- * Aluminum wheels, polished (Optional)

* **Optional**

Note: Equipment and specifications shown in this brochure are subject to change without notice. Consult with your Kenworth dealer at time of ordering for standard and optional equipment.



KENWORTH TRUCK COMPANY
P.O. Box 1000
Kirkland, Washington 98083-1000
(425) 828-5000
www.kenworth.com

CANADIAN KENWORTH COMPANY
6711 Mississauga Road N.
Mississauga, Ontario L5N4J8
(905) 858-7000



K3/00